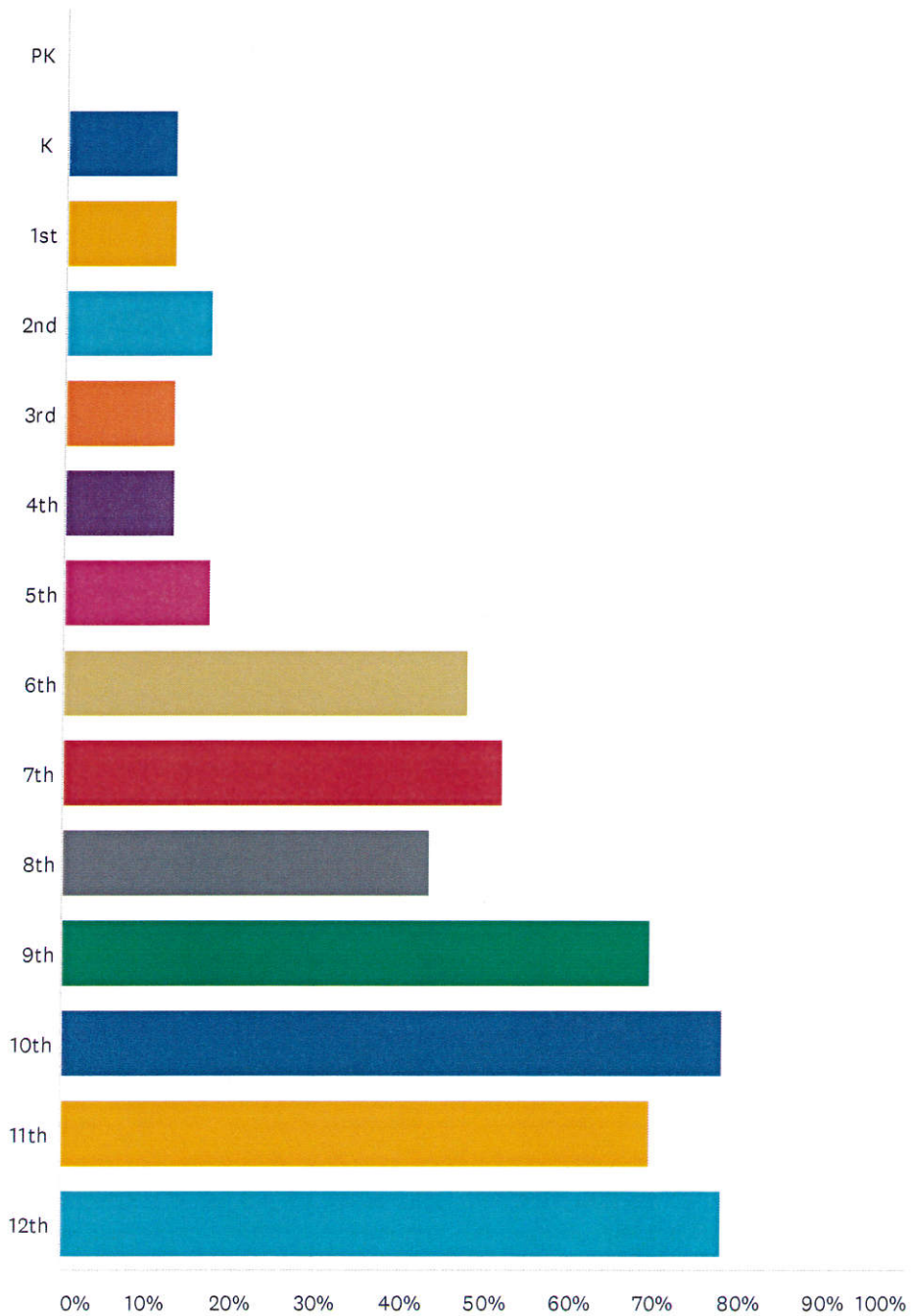


MS | HS Teacher

Q1 Please indicate the grade level of students you taught during the school closure this school year in the Bellevue CSD.

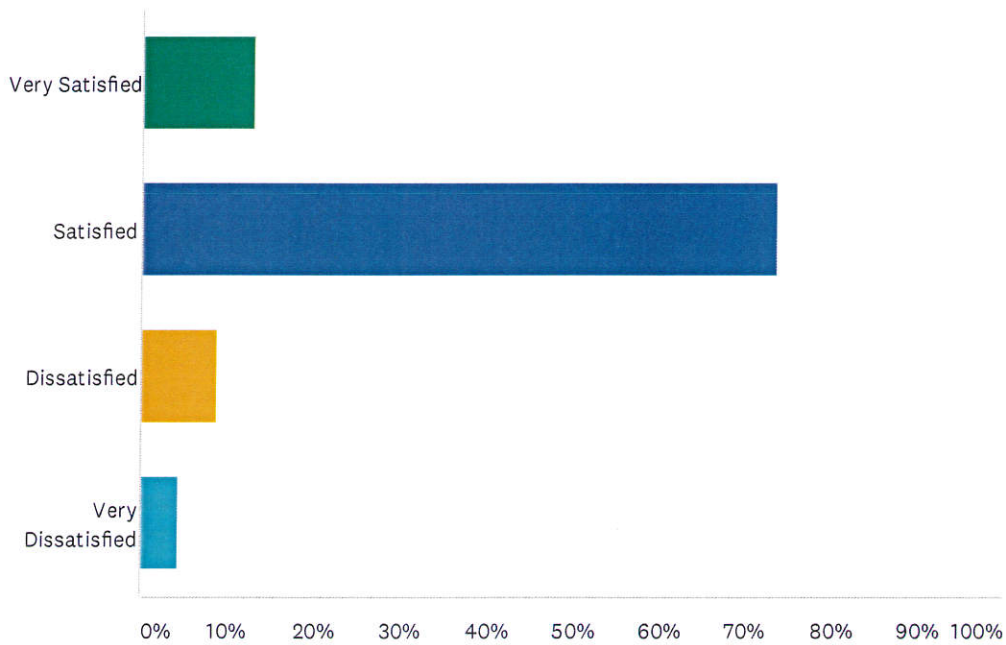
Answered: 23 Skipped: 0



ANSWER CHOICES	RESPONSES	
PK	0.00%	0
K	13.04%	3
1st	13.04%	3
2nd	17.39%	4
3rd	13.04%	3
4th	13.04%	3
5th	17.39%	4
6th	47.83%	11
7th	52.17%	12
8th	43.48%	10
9th	69.57%	16
10th	78.26%	18
11th	69.57%	16
12th	78.26%	18
Total Respondents: 23		

Q2 The district recognizes that student learning was impacted by the school closure. What was your satisfaction with the instruction you gave to students, along with the learning opportunities you provided to your students?

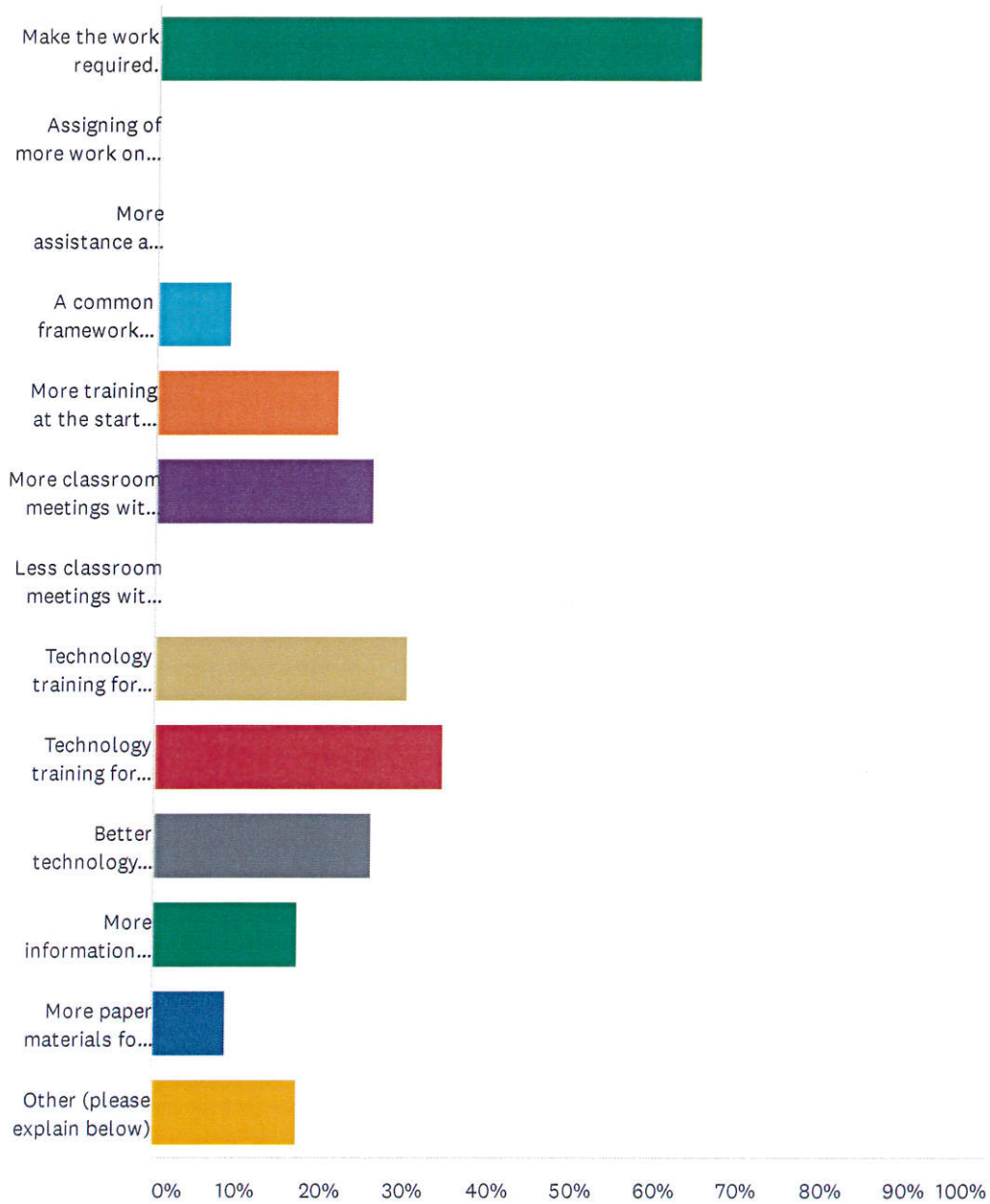
Answered: 23 Skipped: 0



ANSWER CHOICES	RESPONSES	
Very Satisfied	13.04%	3
Satisfied	73.91%	17
Dissatisfied	8.70%	2
Very Dissatisfied	4.35%	1
TOTAL		23

Q3 What could have improved the learning of your student(s) during the closure?

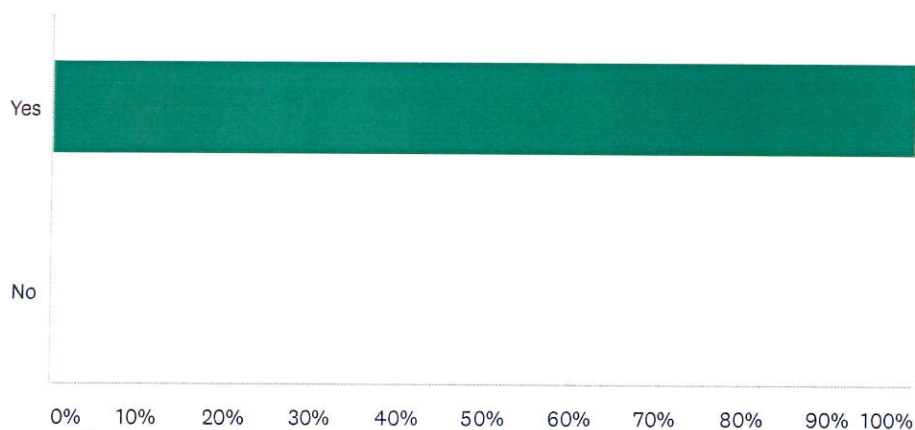
Answered: 23 Skipped: 0



ANSWER CHOICES	RESPONSES	
Make the work required.	65.22%	15
Assigning of more work on a daily basis.	0.00%	0
More assistance and guidance from the administration	0.00%	0
A common framework (Seesaw PK-5 and Google Classroom 6-12) that all teachers had to follow	8.70%	2
More training at the start of the closure on Seesaw, Google Classroom, and other similar ways of reaching students	21.74%	5
More classroom meetings with your students	26.09%	6
Less classroom meetings with your students	0.00%	0
Technology training for parents	30.43%	7
Technology training for students	34.78%	8
Better technology access (devices, internet service, etc.)	26.09%	6
More information from the school/district on guidance for teaching	17.39%	4
More paper materials for learning being given by you as a teacher	8.70%	2
Other (please explain below)	17.39%	4
Total Respondents: 23		

Q4 To your knowledge, did most of your students have internet access at home?

Answered: 23 Skipped: 0



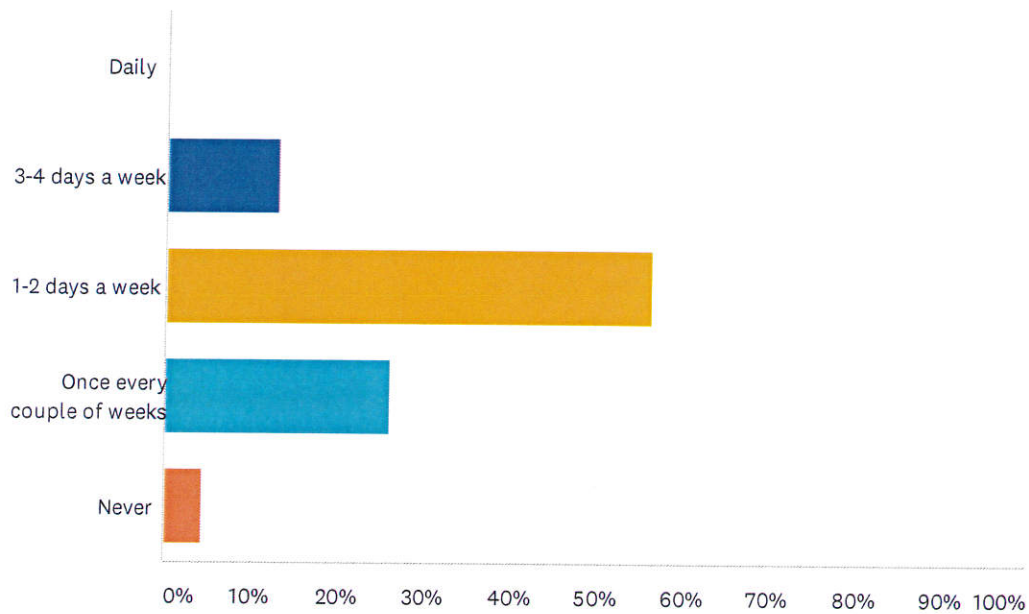
ANSWER CHOICES

RESPONSES

Yes	100.00%	23
No	0.00%	0
TOTAL		23

Q5 How often do you believe your student(s) worked on school work on average for your class (for those who participated)?

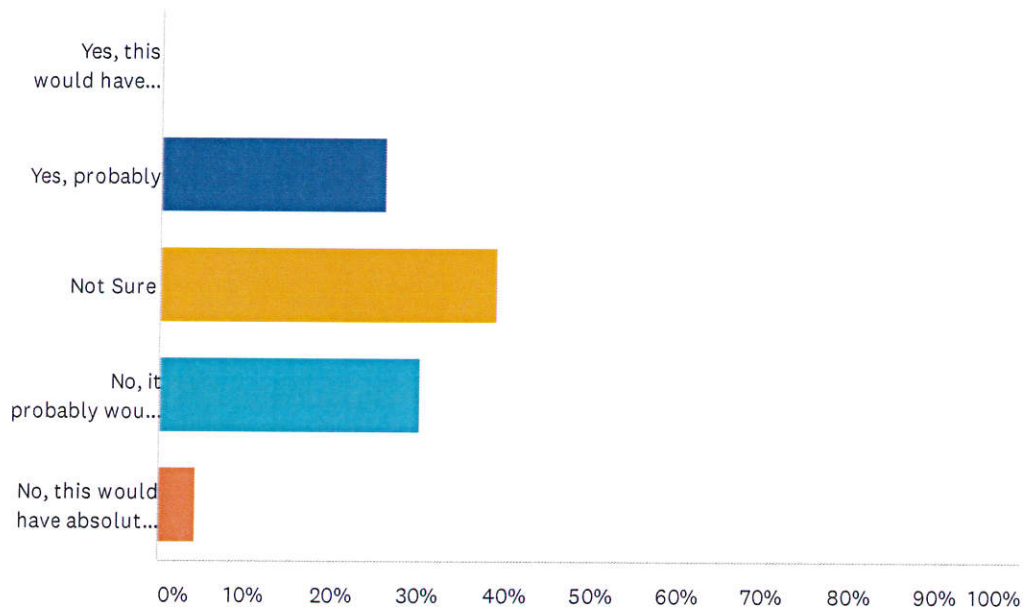
Answered: 23 Skipped: 0



ANSWER CHOICES	RESPONSES	
Daily	0.00%	0
3-4 days a week	13.04%	3
1-2 days a week	56.52%	13
Once every couple of weeks	26.09%	6
Never	4.35%	1
TOTAL		23

Q6 Do you believe it would have been more beneficial to meet with students on a daily basis online than what you did?

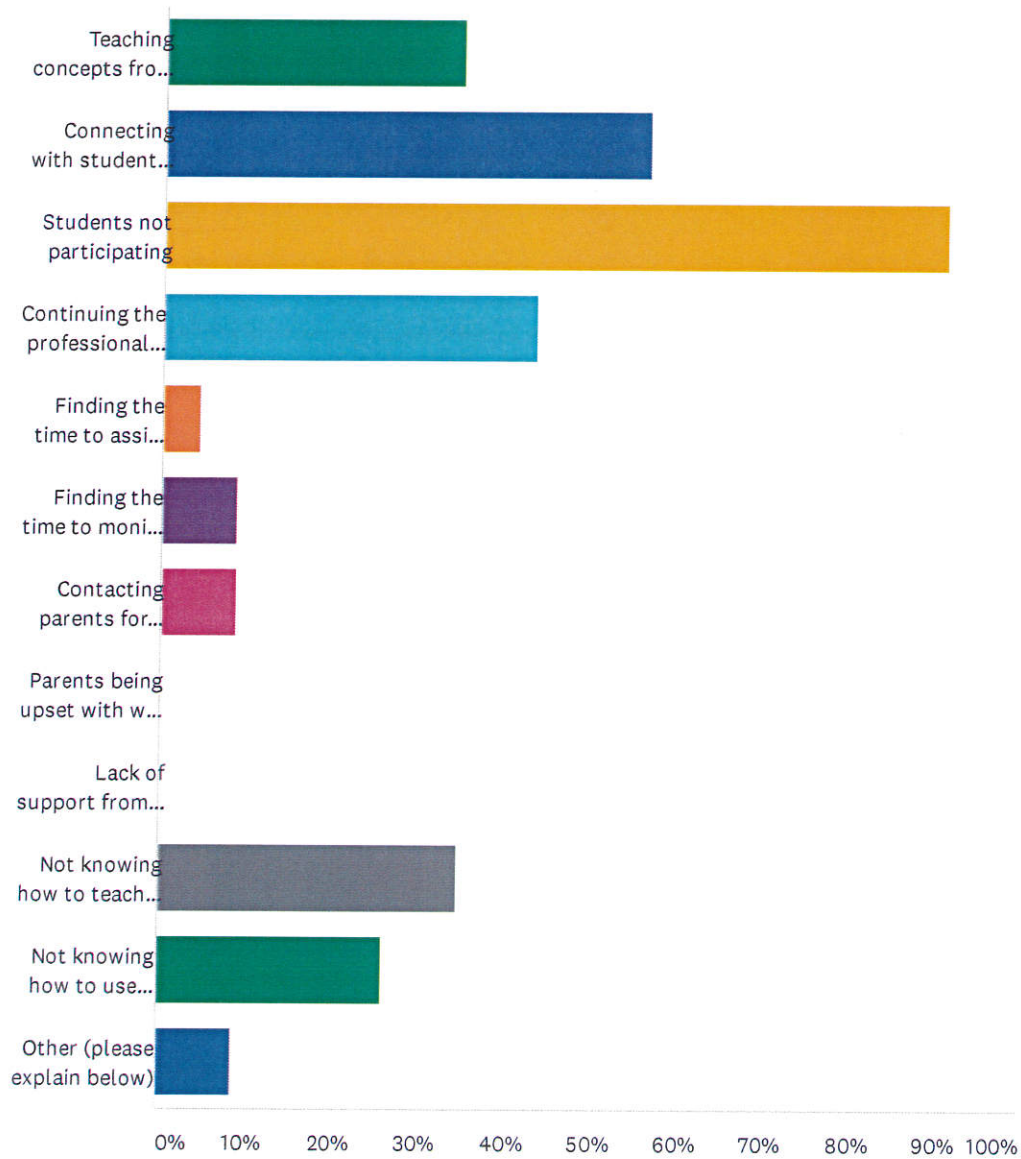
Answered: 23 Skipped: 0



ANSWER CHOICES	RESPONSES	
Yes, this would have absolutely been beneficial	0.00%	0
Yes, probably	26.09%	6
Not Sure	39.13%	9
No, it probably would not have mattered	30.43%	7
No, this would have absolutely not been beneficial	4.35%	1
TOTAL		23

Q7 Please indicate which of the following were significant challenges you faced as a teacher of students during the school closure.

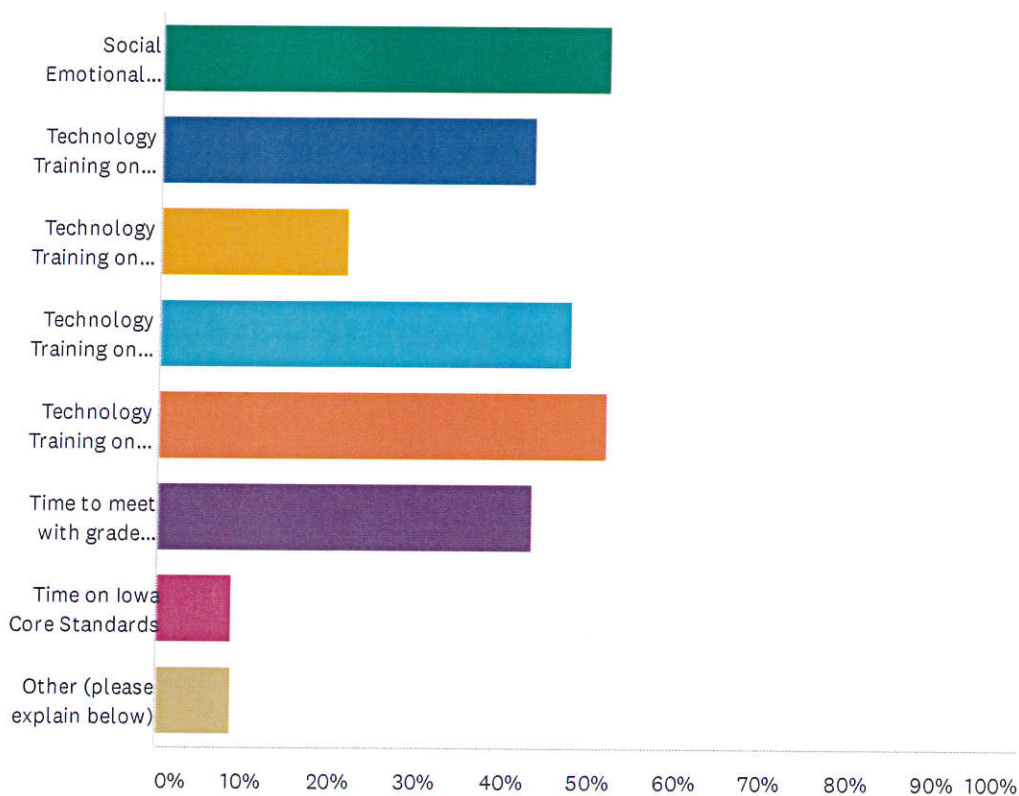
Answered: 23 Skipped: 0



ANSWER CHOICES	RESPONSES	
Teaching concepts from classes that were necessary.	34.78%	8
Connecting with students online	56.52%	13
Students not participating	91.30%	21
Continuing the professional relationships you had with students	43.48%	10
Finding the time to assist my students with questions	4.35%	1
Finding the time to monitor that my students did their work	8.70%	2
Contacting parents for assistance	8.70%	2
Parents being upset with what you were doing as a teacher	0.00%	0
Lack of support from the administration	0.00%	0
Not knowing how to teach in this format	34.78%	8
Not knowing how to use either Seesaw or Google Classroom	26.09%	6
Other (please explain below)	8.70%	2
Total Respondents: 23		

Q8 What areas/topics does the district need to make sure to do in our August Professional Learning times prior to student return on August 24?

Answered: 23 Skipped: 0



ANSWER CHOICES	RESPONSES
Social Emotional Learning	52.17% 12
Technology Training on Google Classroom	43.48% 10
Technology Training on Seesaw	21.74% 5
Technology Training on Zoom or Google Hangout/Meet	47.83% 11
Technology Training on videotaping lessons for students	52.17% 12
Time to meet with grade levels/spans or curricular areas to determine how to "catch students up" on missed learning time	43.48% 10
Time on Iowa Core Standards	8.70% 2
Other (please explain below)	8.70% 2
Total Respondents: 23	

Q9 What do you think the biggest challenges we will have as a district in your classroom or in other classrooms entering next school year? Please explain.

Answered: 21 Skipped: 2